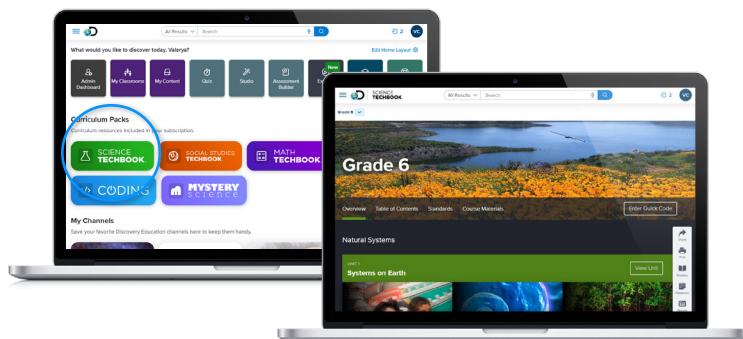


1 Launch *Science Techbook*

Select the *Science Techbook* tile from the Curriculum Packs section of your My DE homepage.

Use the dropdown at the top to switch courses, if necessary. Then select the concept to explore using the 5Es of Instruction.



2 Engage with Phenomena

Engage provides phenomena-driven or problem-based learning experiences as catalysts for the inquiry process, triggering students' national sense of curiosity and wonder. Students are challenged to describe and develop questions around real-world phenomena.

4 Explain with Evidence

Explain encourages students to verbalize and demonstrate their conceptual understanding, new skills, and behaviors by constructing a scientific explanation related to the investigative phenomenon, the Can You Explain? question, or one of their own questions formed in Engage.

6 Evaluate Understanding

Evaluate provides a review for students and multiple options for student assessment, including brief and extended constructed response items and multiple-choice questions.

3 Explore the Content


Providing deep experiences to support scientific learning, **Explore** features text and interactive resources that help students test predictions, collect evidence, and record observations and ideas. Explore also contains digital models and hands-on activities that provide opportunities for students to apply what they have learned.

5 Elaborate with STEM

Elaborate requires students to deepen their understanding through application to real-world STEM problems. **STEM in Action** helps students connect their work with STEM careers. While **STEM Project Starters** allow students to connect math, technology, and engineering to their understanding of science concepts in order to produce creative solutions to real-world problems.

Top 5 Features (That Teachers Love) of *Science Techbook*

1



Teacher Support

Lesson plans already written for you? Yes, please! **Teacher supports** are provided throughout each concept to provide answer keys to online assessments, additional assessments, teacher guides to activities, questions to ask during instruction, and more.

2

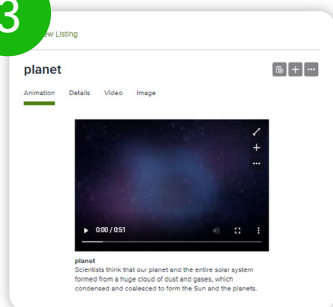
Can you think of an example where **energy** is used? This word has different meanings.

In this investigation,     zoom in search of objects that use or  energy.

Core Interactive Text

Support your students and meet them where they are! With **Core Interactive Text**, *Science Techbook* text can be read aloud, highlighted, or annotated with sticky notes. Select any text and a reader tool will appear. Open the settings to adjust speed, color, size, voice, and other features for the read aloud.


3



Glossary

Build scientific vocabulary with your students in just a click! Key academic terms in *Science Techbook* are linked to the **Glossary**, which can be launched anytime from the toolbar. Each term includes an animation that helps describe the term, details that include a definition and key context sentences for the term, a video segment discussing the term, and images or diagrams.

4








Assigning Content

Give your students quick access to the content you want them to explore! **Assigning content** to students enables fast access to materials, minimizes distractions, and creates opportunities for tracking completion. Assign a resource, STB page, or assessment to ensure students know exactly what they should be working on!

5

Class: All Classes Page: All Pages Hide Student Names

Page	Question 1	Question 2	Question 3	Question 4	Choose the Best One: Why So Many Measurement Systems?	Measuring Objects in Space 1	Measuring Objects in Space 2	Picture Mark Resources
Points	1	1	1	1	1	2	2	
Student 1								
Student 2								
Student 3								
Student 4								

Legend:  Question Details  No Points  Some Points  All Points  Needs Score

Dashboard

Keep a pulse on student learning and make instructional adjustments at any time! Track assignment completion and progress on assessments through the STB **Dashboard**. Students can also check how they are doing at any time in their own personal Dashboard.



Learn more about *Science Techbook* in the Help Center